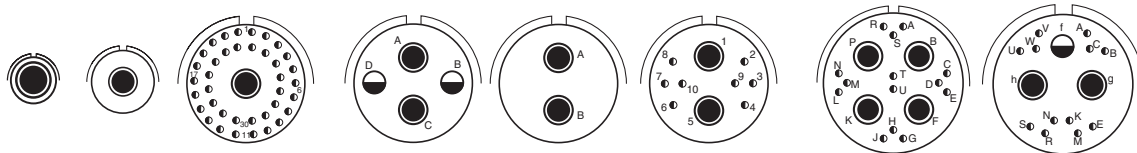


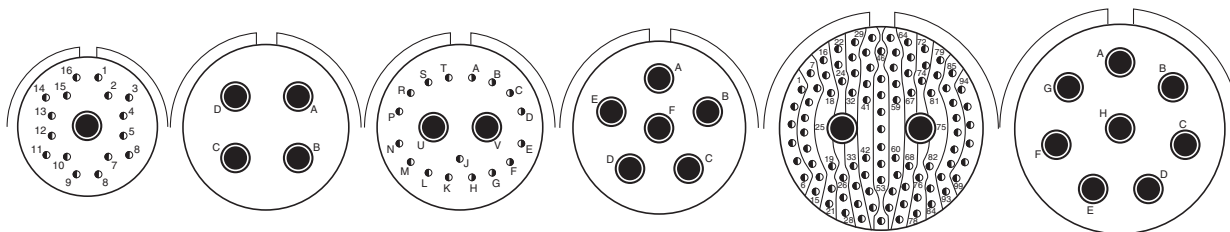
HF38999 Insert Arrangements

front face of pin inserts illustrated

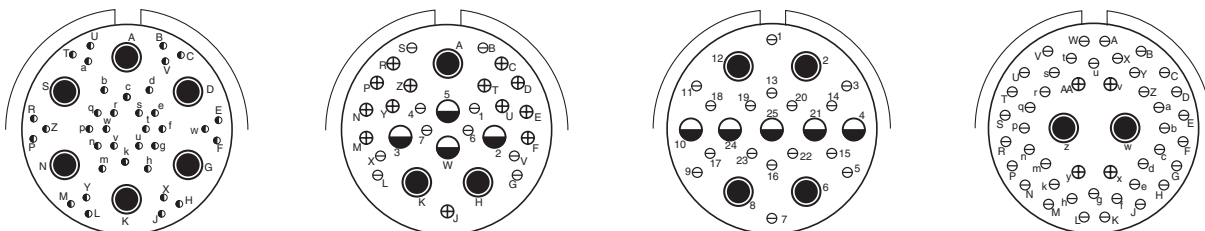


Insert Arrangement	9-5	11-1	17-2	17-22	17-52	17-60	19-18	19-31
Number of Contacts	1	1	38	2 2	2	8 2	14 4	2 1 12
Contact Size	8	8	22D 8	12 8	8	22D 8	22D 8	8 12 22D

Grounded



Insert Arrangement	19-AD	21-75	21-79	23-6	25-7	25-8
Number of Contacts	16 1	4	17 2	6	97 2	8
Contact Size	22D 8	8	22D 8	8	22D 8	8



Insert Arrangement	25-17	25-20	25-26	25-46
Number of Contacts	36 6	10 13 3 4	16 5 4	40 4 2
Contact Size	22D 8	20 16 8 12	20 12 8	20 16 8



For additional information on this product line or additional products from Amphenol please contact:

Amphenol Corporation, Amphenol Aerospace
 40-60 Delaware Avenue, Sidney, New York 13838-1395
 Phone: 1-607-563-5011 or 800-678-0141
 Fax: 1-607-563-5351
 Web: www.amphenol-aerospace.com

Notice: Specifications are subject to change without notice. Contact your nearest Amphenol Corporation Sales Office for the latest specifications. All statements, information and data given herein are believed to be accurate and reliable but are presented without guarantee, warranty, or responsibility of any kind, expressed or implied. Statements or suggestions concerning possible use of our products are made without representation or warranty that any such use is free of patent infringement and are not recommendations to infringe any patent. The user should assume that all safety measures are indicated or that other measures may not be required. Specifications are typical and may not apply to all connectors.

AMPHENOL is a registered trademark of Amphenol Corporation.

SL-400 Printed 10/2007